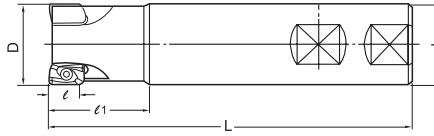




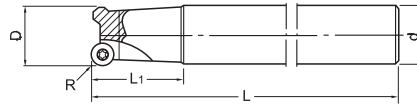
CAP400R High Speed Shoulder Mills



ORDER NO.	D	d	lb	l	L	BLADE				WEIGHT(kg)	CODE NO.
CAP400R-2525X150	25	25	35	14	150	2	APMT1604PDER	SCR-CAP4	T15	0.7	6003-040
CAP400R-2525X200	25	25	35	14	200	2	APMT1604PDER	SCR-CAP4	T15	0.9	6003-041
CAP400R-3025X150	30	25	45	14	150	2	APMT1604PDER	SCR-CAP4	T15	0.6	6003-042
CAP400R-3025X200	30	25	45	14	200	2	APMT1604PDER	SCR-CAP4	T15	0.9	6003-043
CAP400R-3232X150	32	32	45	14	150	3	APMT1604PDER	SCR-CAP4	T15	0.9	6003-044
CAP400R-3232X200	32	32	60	14	200	3	APMT1604PDER	SCR-CAP4	T15	1.3	6003-045
CAP400R-3532X150	35	32	45	14	150	3	APMT1604PDER	SCR-CAP4	T15	0.9	6003-046
CAP400R-3532X200	35	32	45	14	200	3	APMT1604PDER	SCR-CAP4	T15	1.3	6003-047
CAP400R-4032X150	40	32	45	14	150	4	APMT1604PDER	SCR-CAP4	T15	1.1	6003-048
CAP400R-5032X150	50	32	45	14	150	5	APMT1604PDER	SCR-CAP4	T15	1.5	6003-049



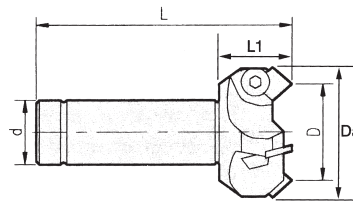
CRT Round Insert End Mills



ORDER NO.	D	d	R	L	BLADE	INSERT				WEIGHT(kg)	CODE NO.
CRT-6R32X150	32	32	6	150	3	RPMT1204MO	SCR-W3/16S	SCR-CRT4		0.9	6003-051
CRT-6R32X200	32	32	6	200	3	RPMT1204MO	SCR-W3/16S	SCR-CRT4		1.3	6003-052
CRT-6R35X150	35	32	6	150	3	RPMT1204MO	SCR-W3/16S	SCR-CRT4		1.1	6003-053
CRT-6R35X200	35	32	6	200	3	RPMT1204MO	SCR-W3/16S	SCR-CRT4		1.3	6003-054



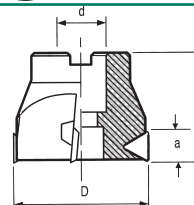
FACE End Mills



ORDER NO.	D	Da	d	L	L ₁	BLADE	INSERT				WEIGHT(kg)	CODE NO.
C-32-SE445-50	50	62	32	150	45	3	SEKN1203	SCR-W1/4L	WRN-M4T		1.25	6003-060
C-32-SE445-63	63	74	32	150	45	4	SEKN1203	SCR-W1/4L	WRN-M4T		1.3	6003-061



Shoulder Face Milling Cutter



ORDER NO.	D	d METRIC	H	a	BLADE	INSERT				CODE NO.
TPS-50	50	□ 22	50	16	3	TPMN1603	SCR-W1/4	WRN-M4L		6003-065
TPS-63	63	25.4	50	16	4	TPMN1603	SCR-W1/4	WRN-M4L		6003-066