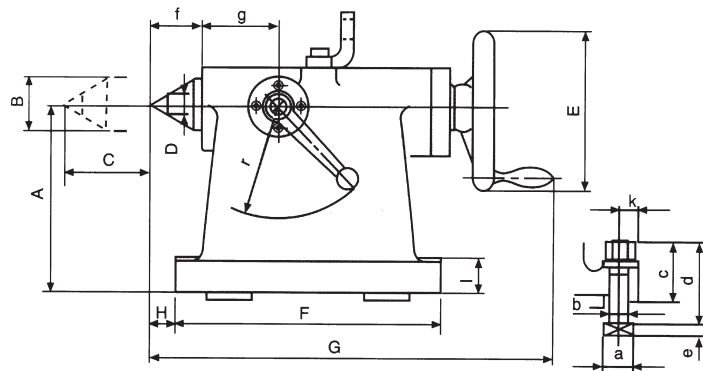
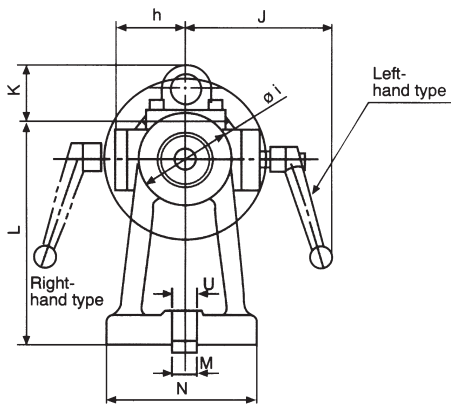





# Tailstock For NC Rotary Table



Unit:mm

ORDER NO.	Main dimensions For	Center height A	Conter diameter B	Stroke C	Carbit chip diameter D	Handle diameter E	Base dimensions FXM	G	H	I	J	K	L	Guide-block size M	a	b	c	d	e	u	f	g	h	j	k	r	Net weight (kg)	CODE NO.																																																							
																													14	16	18	19	20	22	23	24	25	26	27	28	29	30	31	32	33	34	35	36	37	38	39	40	41	42	43	44	45	46	47	48	49	50	51	52	53	54	55	56	57	58	59	60	61	62	63	64	65	66	67	68	69	70	71
TS-135	VNCM-150	135	Ø40	55	Ø14	125	215 X 120	332	25	25	109	-	164	14	23	12	42	60	8	19	40	69	44	70		80	14.5	4002-001																																																							
														16	26	16	46	70	10																																																																
														18	28	16	46	70	11																																																																
TS-160	VNCM-220 VNCX-10 VNCM-250	160	Ø40 MT#3			230 X 130	356	30	129				193	14	20	12	49	70	8	19	45	70	52	80		17.5	24	4002-002																																																							
														16	26	16	51	75	10																																																																
TS-210	VNCM-320	210			Ø18	140	230 X 146	30			53	243	18	28	16	51	72	11	23	50	75	54	85		95	27	4002-003																																																								
													22	34	20	57	85	13																																																																	
TS-255	VNCM-400	255	Ø50 MT#3	50		160	270 X 170	412	35	131		255	20	32	18	60	90	11	19	50	75	54	85			37.8	4002-004																																																								
													22	34	20	52	90	13	23																																																																

Listed in the above table are examples of applicable models. Those not listed above should be selected so that the center height of the rotary table and dividing heads is the same as that of the tailstock.